



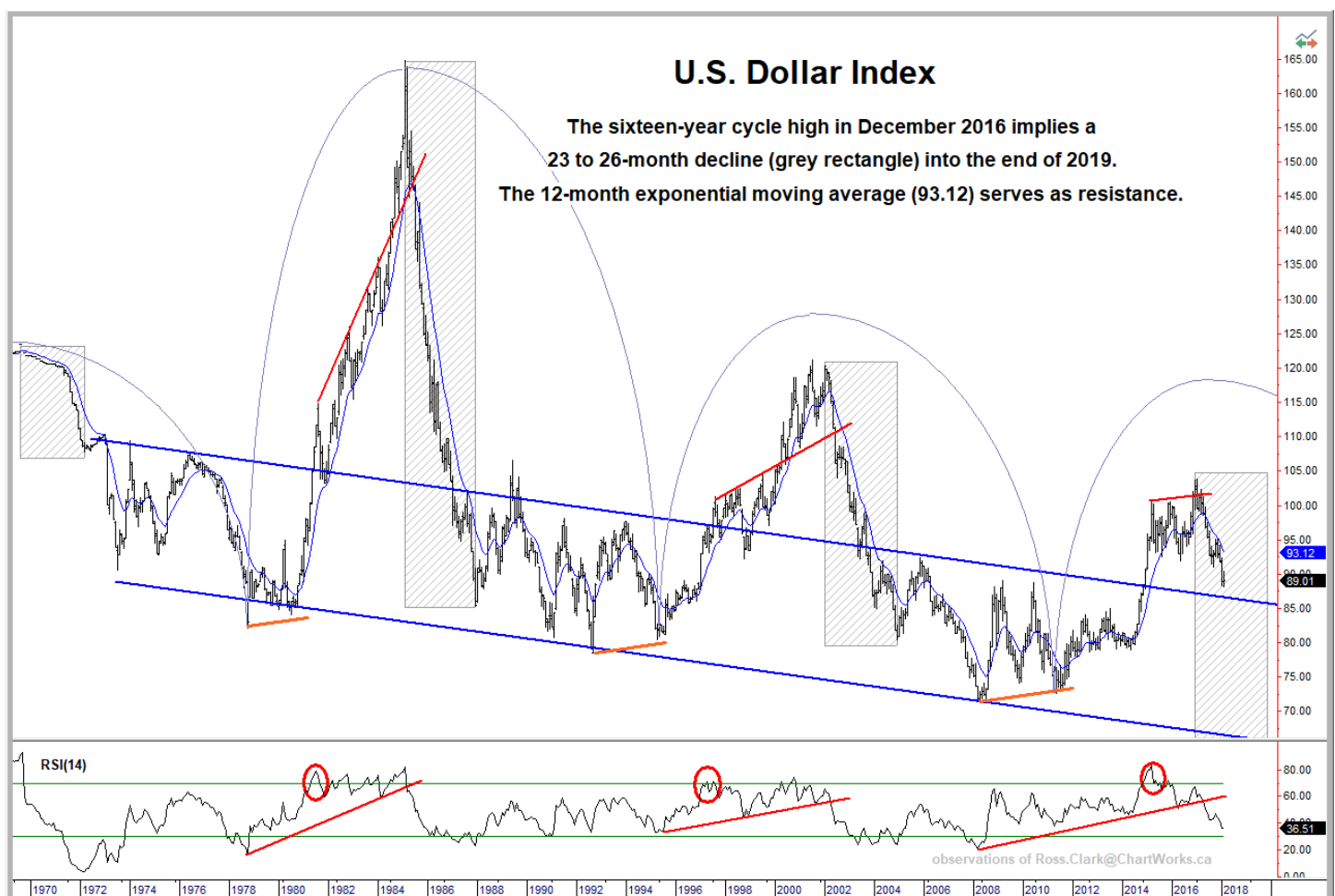
February 19, 2018

Technical observations of  
[Ross.Clark@ChartWorks.ca](mailto:Ross.Clark@ChartWorks.ca)

## US Dollar and Precious Metals

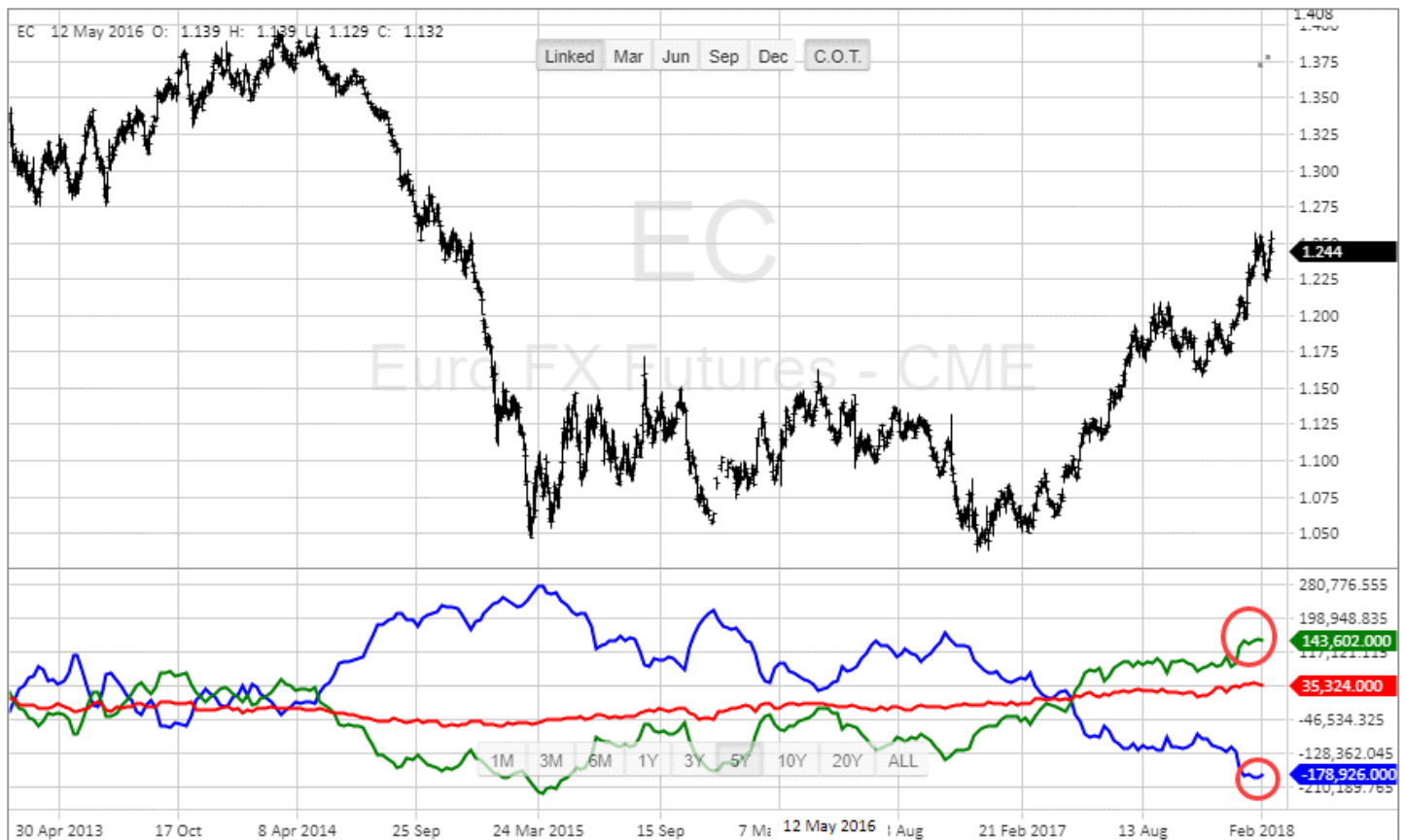
A recent report from Jack Crooks at Black Swan Trading reminded us that it would be an appropriate time to update our analysis of the sixteen-year cycle in the U.S. Dollar Index. While cycle lows tend to be reasonably consistently spaced, the highs are less reliable. The currency experienced a good rally into December 2016, peaking below the two previous cycle tops and at the earliest time window for a potential high. It was coupled with a bearish divergence in the RSI.

The three previous tops since 1968 saw initial declines of 23 to 26 months with minor bounces being capped at the 20-week exponential moving average (91.50). Major bounces, as seen last October, test the 12-month exponential moving average (now 93.32).



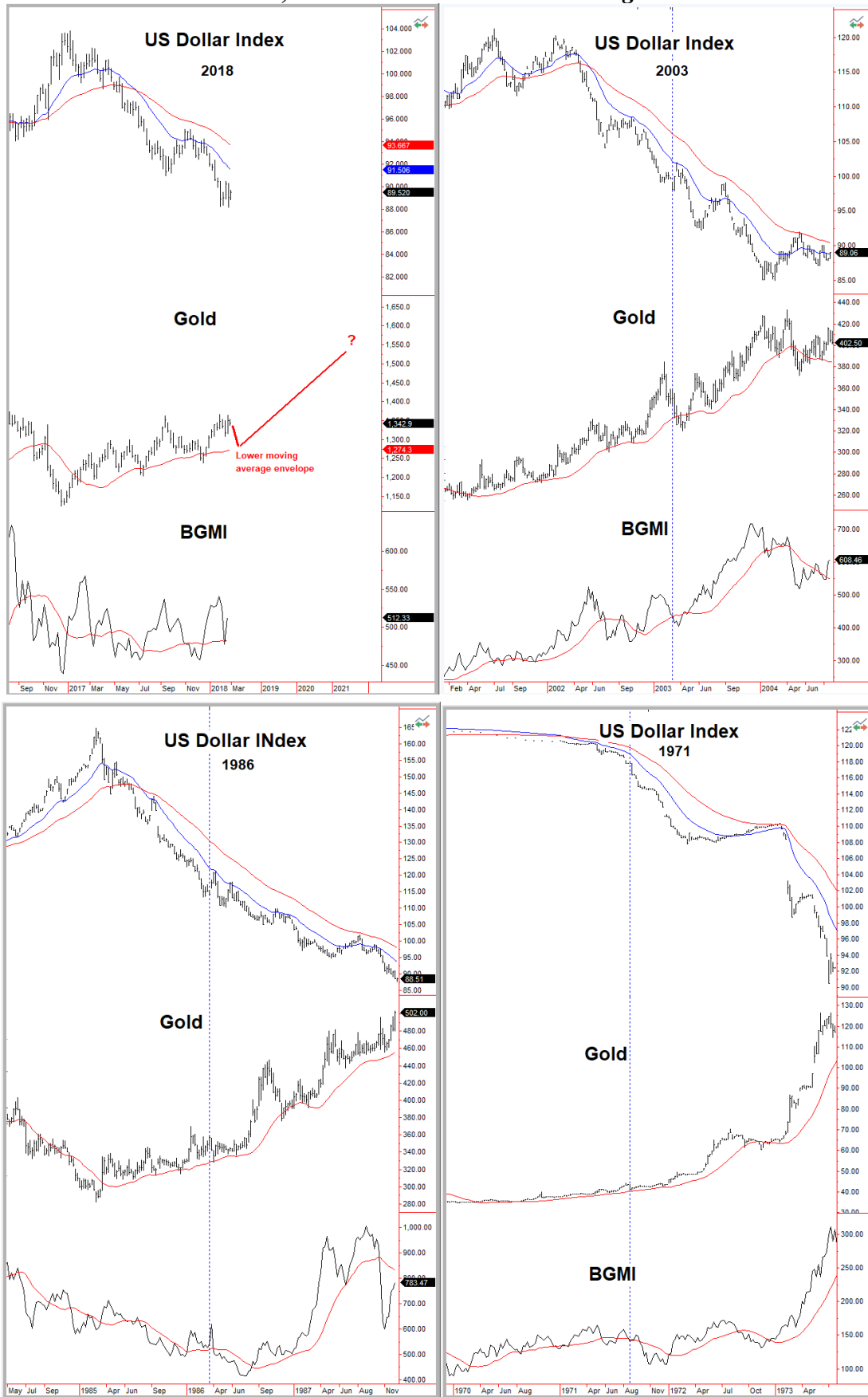
If the Dollar continues stepping lower the natural implication is that commodities will advance relative to the currency. This is exactly what happened in 1971, 1986, and 2003. Gold had respectable rallies, however silver (*following pages*) outpaced in most instances. The 1% envelope below the 20-week moving average of the lows was an important support for both gold and silver during the subsequent pullbacks.

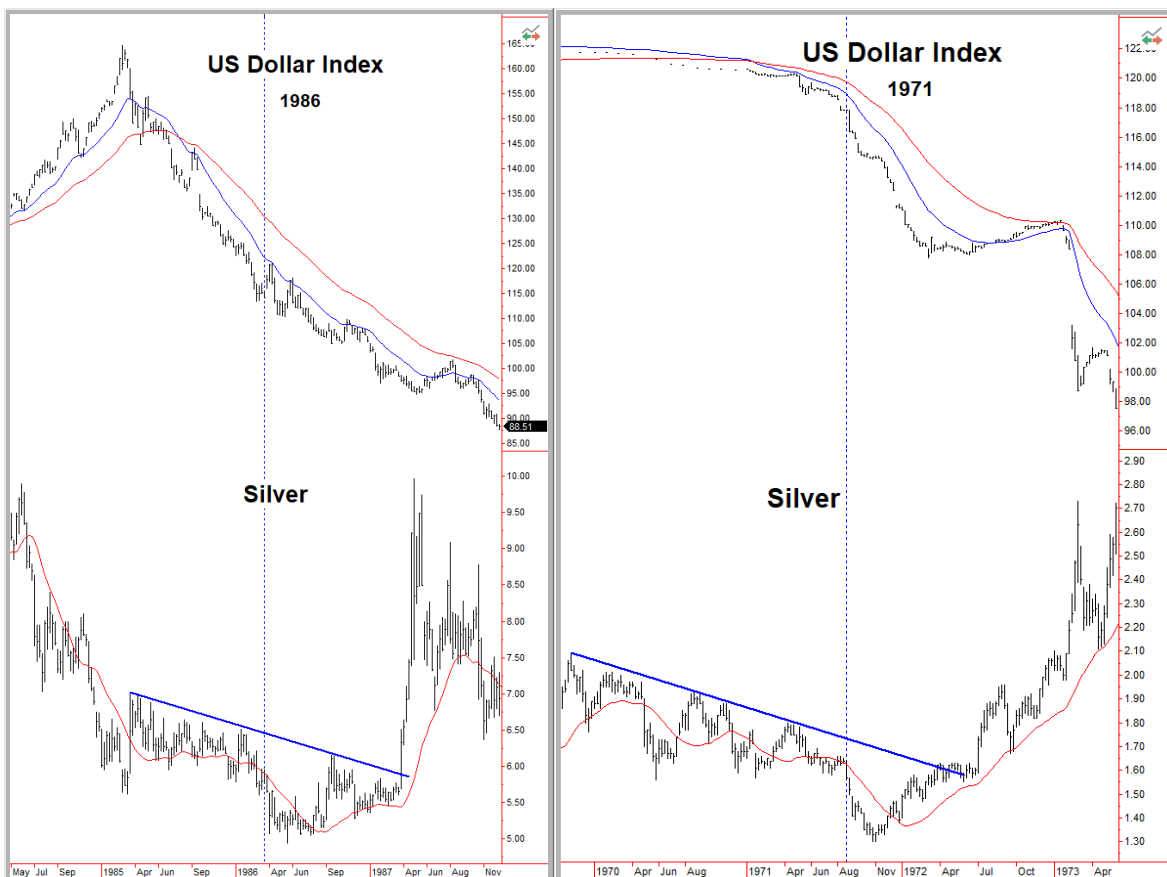
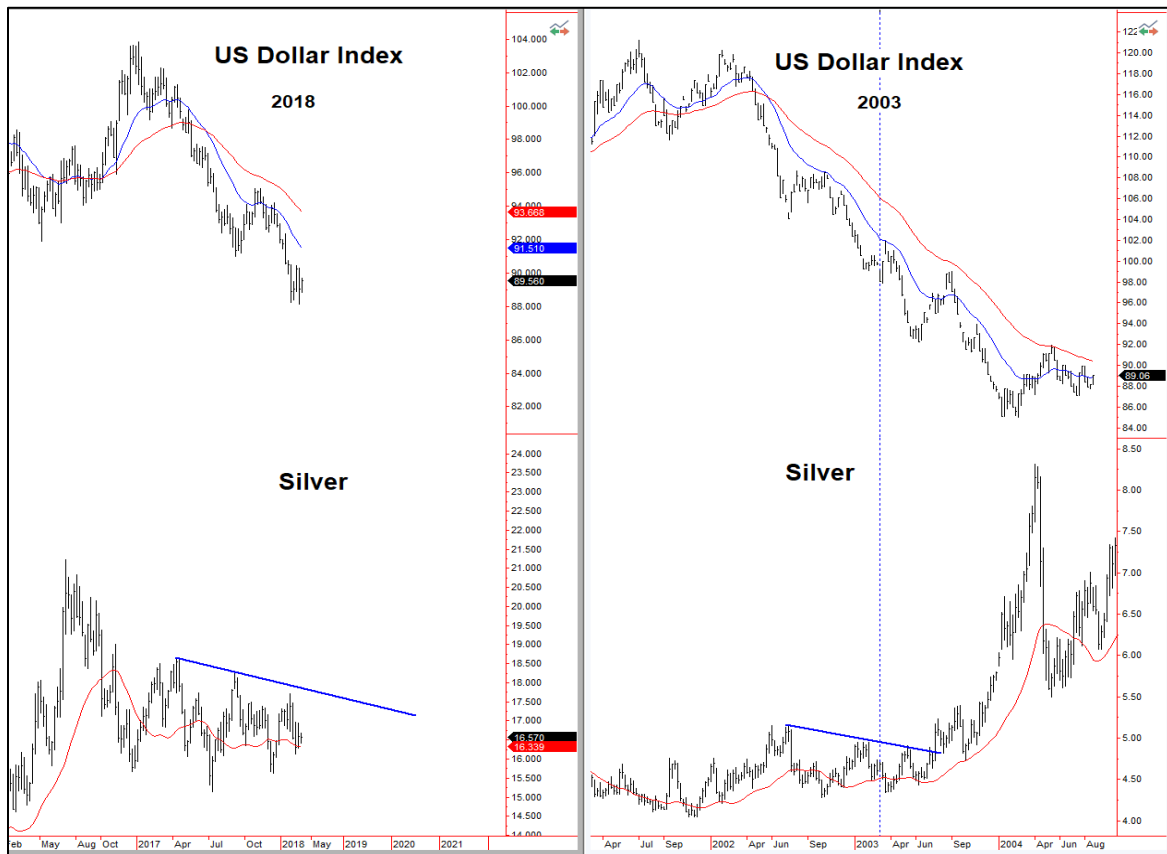
In the near-term, we are seeing extremes in the COT data for the Euro.



The decline in the Dollar into the end of January generated one of our Capitulation alerts along with Sequential 13 Buys. The inverse signals were seen in the Euro. The subsequent retest of the January levels sets up a 'double bottom' around 88.10 (*and double top in the Euro*). When coupled with Friday's upside reversal in the DX (*downside in Euro & gold*) it **sets the stage for minor Dollar rally back toward the 20-week ema around 91.50. Gold could see a test of the 20-week moving average band around \$1275.**

## US Dollar, Gold and Barron's Gold Mining Index





Opinions in this report are solely those of the author. The information herein was obtained from various sources; however, we do not guarantee its accuracy or completeness. This research report is prepared for general circulation and is circulated for general information only. It does not have regard to the specific investment objectives, financial situation, and the needs regarding the appropriateness of investing in any securities or investment strategies discussed or recommended in this report and should understand that statements regarding future prospects may not be realized.

Investors should note that income from such securities, if any, may fluctuate and that each security's price or value may rise or fall. Accordingly, investors may receive back less than originally invested. Past performance is not necessarily a guide to future performance. Neither the information nor any opinion expressed constitutes an offer to buy or sell any securities or options or futures contracts. Foreign currency rates of exchange may adversely affect the value, price or income of any security or related investment mentioned in this report. In addition, investors in securities such as ADRs, whose values are influenced by the currency of the underlying security, effectively assume currency risk. Moreover, from time to time, members of the Institutional Advisors team may be long or short positions discussed in our publications.

BOB HOYE, INSTITUTIONAL ADVISORS  
EMAIL [bhoye.institutionaladvisors@telus.net](mailto:bhoye.institutionaladvisors@telus.net)  
WEBSITE [www.institutionaladvisors.com](http://www.institutionaladvisors.com)